

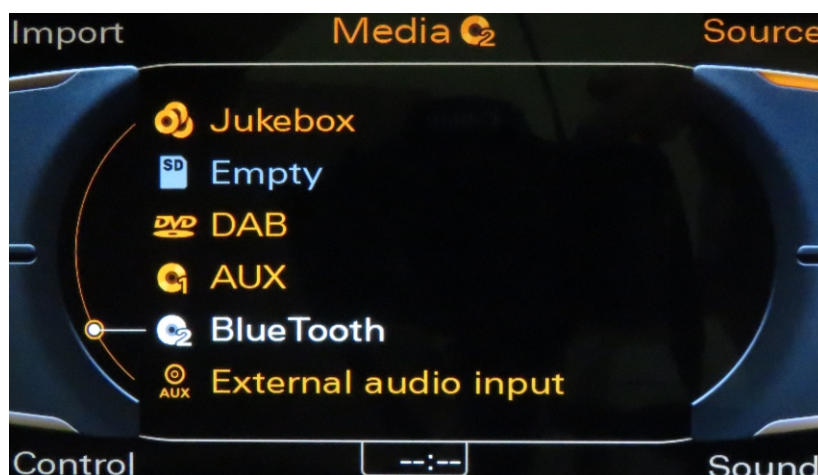
USER MANUAL

1. Introduction

JAUX_BT module is controlled by factory mounted multimedia system „Audi MMI: 3G. This device uses 6-disc CD changer interface, extends MMI network of ability to connect Line Input and streaming audio from mobile devices by BT interface. This device support basic functions to control playback (PLAY,PAUSE,NEXT,PREV,FF,REW) and can display a title, album and artist name of current playing song.

2. Start Up

1. To start playing audio sound from JAUX_BT in first step is recommended to press a **MEDIA** button on control panel. Next step press **SOURCE** button.
2. Select **CD (AUX or BT)** from displayed list of available devices. *pic.1.*



pic.1

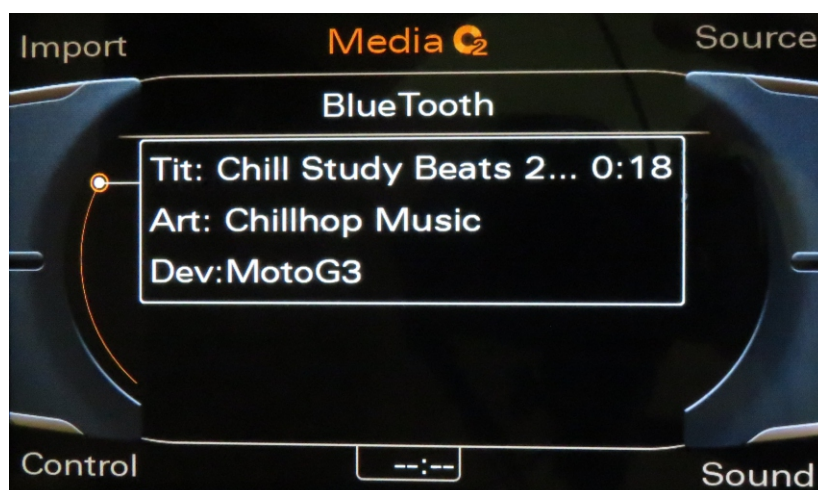
2.2.Start UP

Selecting AUX causes playing sound from additional line input which is implemented in JAUX_BT device **pic.2**.



pic.2

Selecting BT causes playing sound from BT **pic.3**.



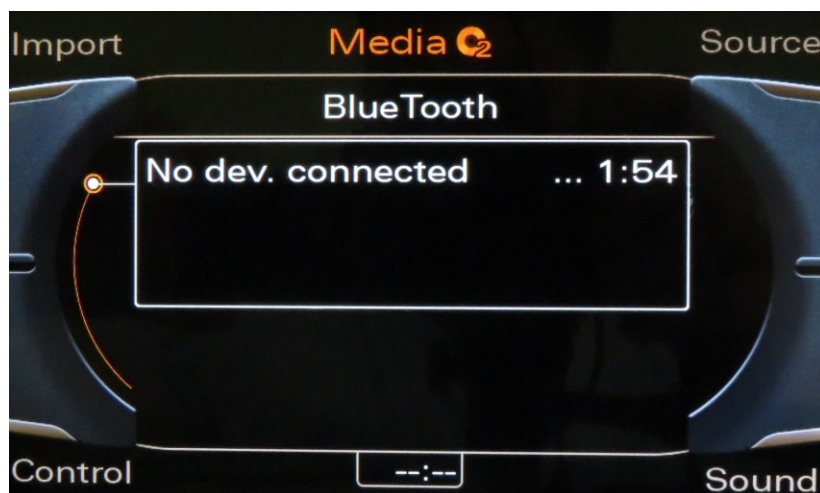
pic.3

Also the device stores last used audio source and with next startup system automatically plays sound from AUX or BT source.

Watch out! Additional line input AUX is not able to control external devices.

3.BT manual

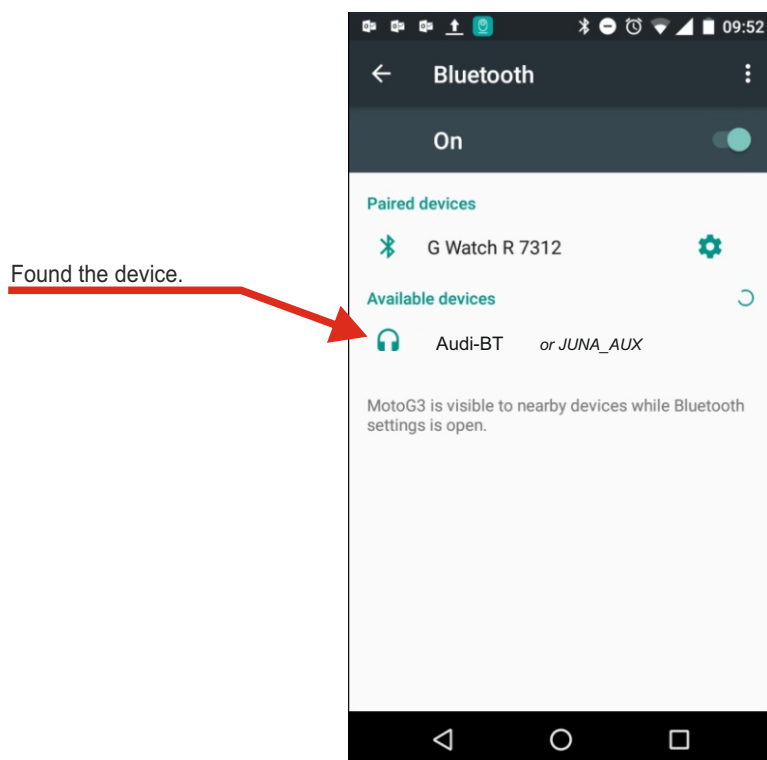
J AUX_BT module allows pairing a new device only if BT audio source is active and other device is not paired with module in the same time. *pic.4.*



View of display without connected device.

pic.4

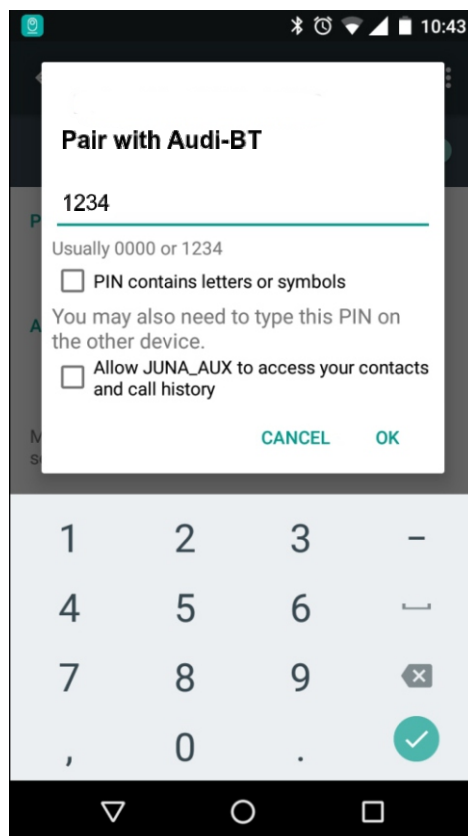
It is recommend to start BT in smart phone (or other device with BT communication) and run search function. "Audi-BT" or JUNA_AUX should appear on list. *pic.5.*



pic.5

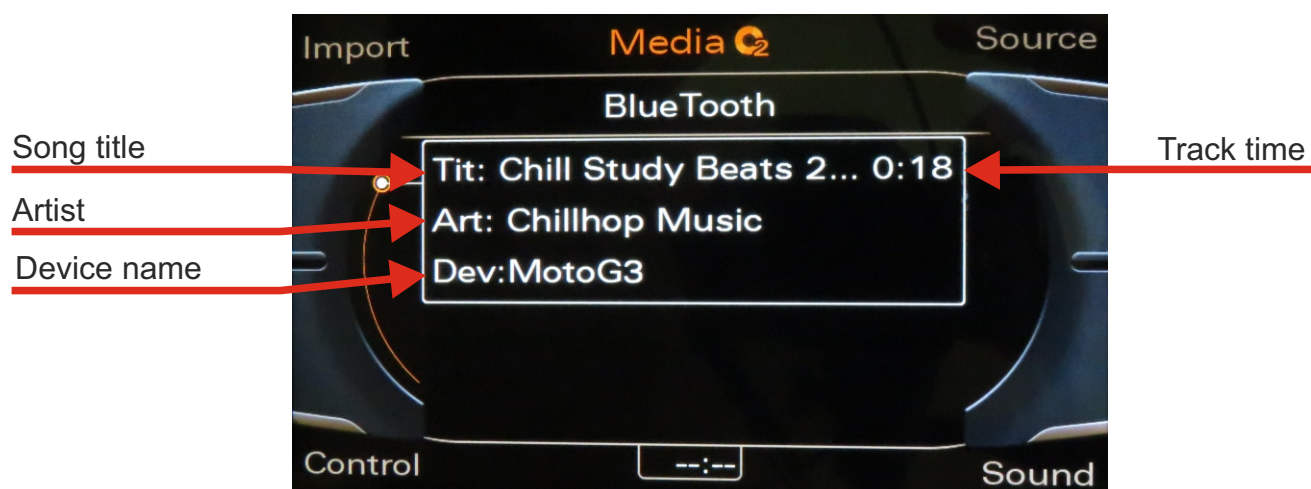
3.2.BT manual

After selection of “Audi-BT” or JUNA_AUX, it is necessary to input a PIN code **1234** or 2831 *pic.6*.



pic.6

After a pairing with device finished correctly, smart phone or other device with BT communication should start playing music automatically. *pic.7*.

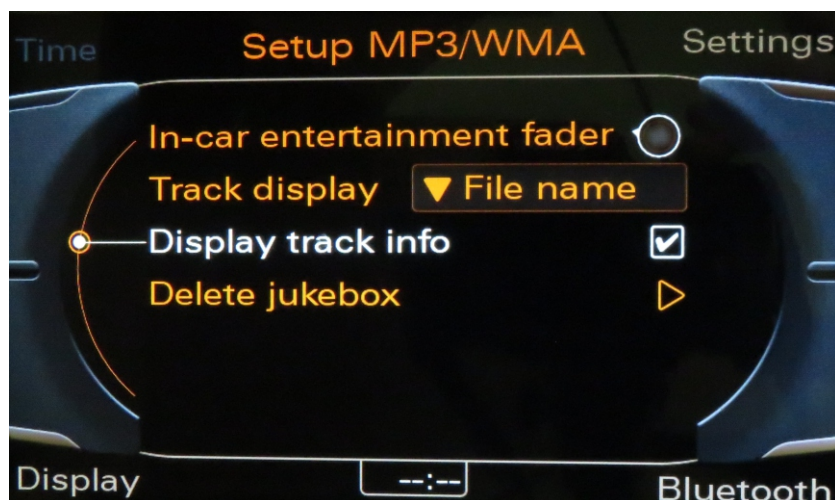


A screenshot of the connected devices.

pic.7

3.3.BT manual

The condition of displaying TAG information is selection **Display track info** function in SETUP overlap as in pic 8.



pic.8

4.Reconnect

The device is automatically trying to reconnect with last paired device. This function is active after MMI system startup. If the connection is not established then this function is active only when BT is selected from MEDIA label as current audio source. JAUX_BT is trying to establish connection with 30 seconds interval with last paired device. In this time module is visible for connection with new device too.

Information:

It can happen that during music playback through the JAUX_BT-01 bluetooth module there are breaks or disturbances in the sound being listened to. This problem arises from interference caused by the original bluetooth module mounted in audi and the use of the same music player. If the above problem occurs, it is recommended to disable the factory Bluetooth module function in the audi menu and use the phone for only one mode of operation, which is music playback through the JAUX_BT-01 module.