



USER MANUAL AUDI CONCERT

1. Introduction

The J AUX_BT-02 module is operated using the factory system multimedia Audi Concert. The device uses a platform Audi Music Interface expanding multimedia capabilities of the vehicle by analog line input connection and streaming sound from mobile devices via Bluetooth. J AUX_BT-02 allows you to control basic playback functions (PLAY, PAUSE, NEXT, PREV, FF, REW) as well as displaying the title, album, artist of the currently played song.

2. Start up

The J AUX_BT-02 device is started after pressing the button **MEDIA** ① and then the ② **SOURCE** button on the radio control panel fig.1. Using the main navigation knob of the AUDI system CONCERT ③ select from the list the **Bluetooth/AUX** option fig.2.



fig.1



fig.2

3.AUX/Bluetooth support

The JAUX_BT-02 module allow to listen music from an analog input linear AUX and wireless BT stream. Aux function is always available when BT connection is not established. Aux input is automatically disconnected when BT connection is established fig.3.

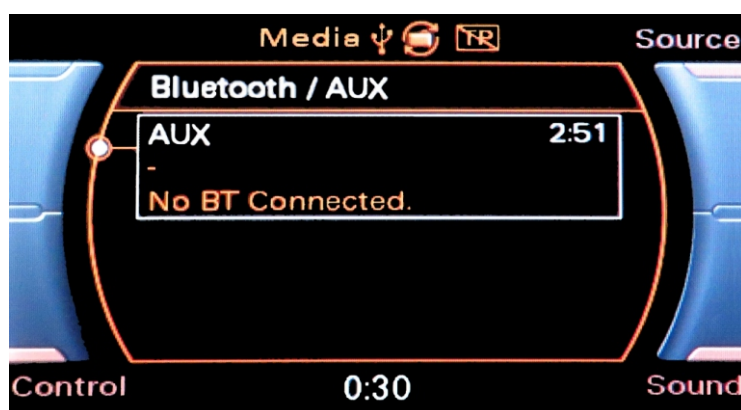


fig.3

Screen view in the absence of a connected device.

IMPORTANT: AUX Line input can't control external device.

4. Bluetooth support

The JAUX BT-02 module allows you to pair the device using the function Bluetooth only if it is not currently connected to another mobile device using this function fig.3.

4.2. Bluetooth support

Switching and rewinding of tracks is performed using lateral ones function keys or by mobile device connected to the JAUX_BT-02 module **fig.4.**

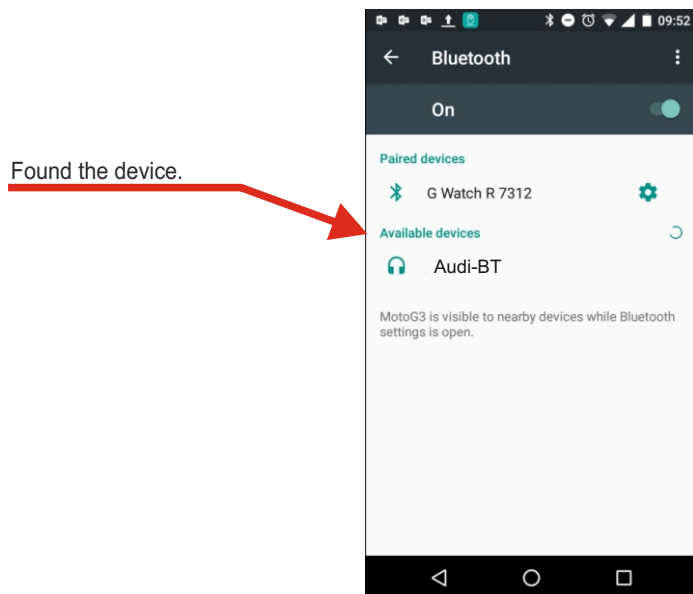


fig.4

After selecting a device from the list, you may need to enter the code 1234 **fig.5.**

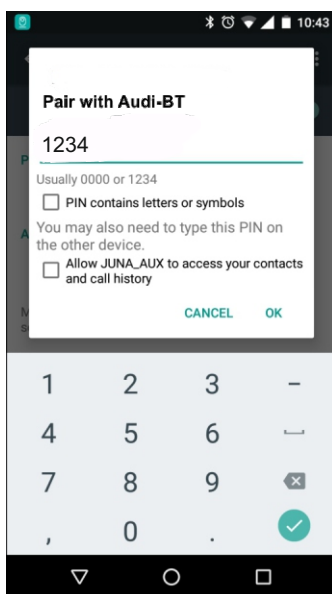


fig.5

4.3. Bluetooth support

After properly pairing, the mobile device should connect to the JAUX_BT-02 module starts automatically playing music.



A view of the screen with a connected smartphone via Bluetooth *fig.6*

Switching and rewinding of tracks is performed using lateral ones function keys and using a connected mobile device to the JAUX_BT-02 module **fig.7**.



fig.7

Important: Some applications that play media on mobile devices can limit or not operate functions (PLAY, PAUSE, NEXT, PREV, FF, REW) and displaying the title, album, artist of the currently playing song, etc.